

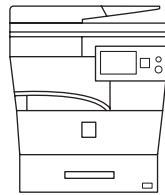


MX-B350W MX-B450W | MX-B350P MX-B450P

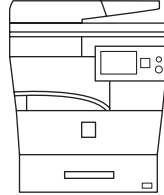
## PRODUCT CONFIGURATION

### MX-B350W MX-B450W MFP

Base models include copy, print, scan, fax, 5 Line LCD operation panel, wireless and wired connectivity, 50-sheet RSPF, PCL® 6 and Adobe® PostScript® 3™ network scanning, 1 x 500-sheet paper drawer, 50-sheet bypass tray. Includes black toner (starter size; 1K each) and developer (full-size 100K yield) included.

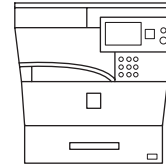


MX-B350W

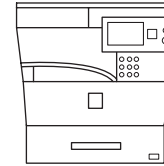


MX-B450W

Multifunctional Digital Document Systems – Single Drawer (included)



MX-B350P



MX-B450P

Desktop Printer – Single Drawer (included)


### MX-B350P MX-B450P Printer

Base models include 5 Line LCD operation panel, wireless and wired connectivity, PCL® 6 and Adobe® PostScript® 3™ printing systems, auto duplexing, 1 x 500-sheet paper drawer, 50-sheet bypass tray. Includes black toner (starter size; 1K each) and developer (full-size 100K yield) included.

### CHOOSE PAPER FEED OPTIONS

#### Table Top Configuration

MX-CS14  
600-Sheet Paper Feed Unit



or

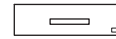
#### Floor Standing Console Configurations

MX-DS22N  
High Stand



or

MX-CS14  
600-Sheet Paper Feed Unit



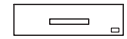
+

MX-DS23  
Low Stand



or

MX-CS14  
600-Sheet Paper Feed Unit



+

MX-DS22N  
High Stand



### CHOOSE CONNECTIVITY OPTIONS



MX-USX1L  
Sharpdesk 1 License Kit



MX-USX5L  
Sharpdesk 5 License Kit



MX-US10L  
Sharpdesk 10 License Kit



MX-US50L  
Sharpdesk 50 License Kit



MX-USA0L  
Sharpdesk 100 License Kit



### SPACE REQUIREMENTS AND PLANNING

**MX-B350W/B450W**  
(standard drawer,  
table top)  
550-sheet maximum

**MX-B350W/B450W +  
MX-CS14**  
(1 additional drawer,  
table top)  
1,150-sheet maximum

**MX-B350W/B450W  
+ MX-DS22N**  
(standard drawer,  
low floor standing)  
550-sheet maximum

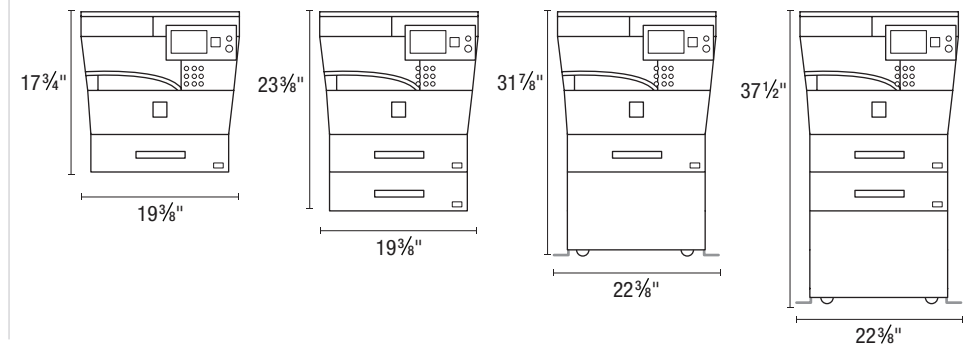
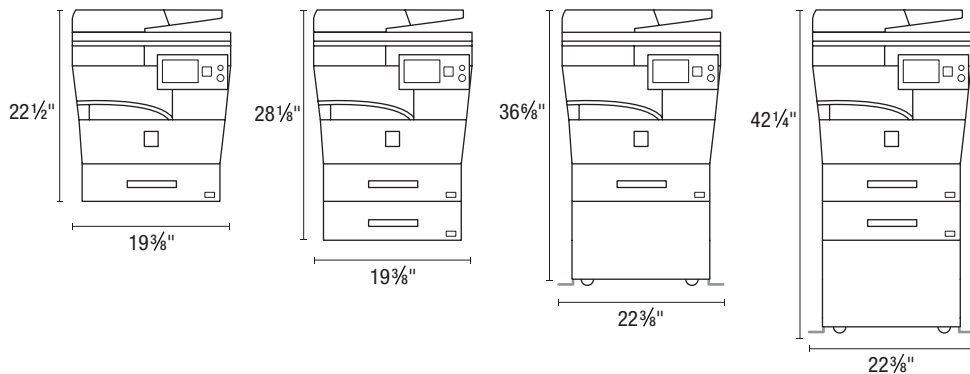
**MX-B350W/B450W +  
MX-CS14 + MX-DS22N**  
(standard drawer,  
floor standing)  
550-sheet maximum

**MX-B350P/B450P**  
(standard drawer,  
table top)  
550-sheet maximum

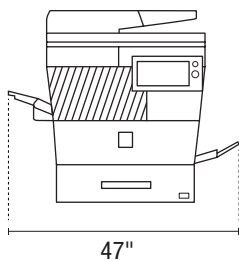
**MX-B350P/B450P +  
MX-CS14**  
(1 additional drawer,  
table top)  
1,150-sheet maximum

**MX-B350P/B450P +  
MX-DS22N**  
(standard drawer,  
low floor standing)  
550-sheet maximum

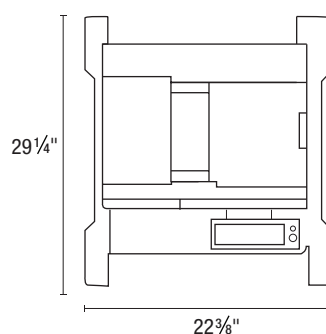
**MX-B350P/B450P +  
MX-CS14 + MX-DS22N**  
(standard drawer,  
floor standing)  
550-sheet maximum



**Main Unit**



**Overhead View with Stand**



**Plan ahead to ensure your installation is a great success! Check the latest information on these products and have the following items available prior to installation.**

- **Firmware:** Check the Sharp-PC Service site to make sure the machine and accessories have the latest firmware prior to installation at the customer site.
- **Power Source:** Verify the power source at the customer site. Requires 110-127 V AC @ 60 HZ with a 15 A receptacle outlet and circuit breaker.
- **Product Keys:** Obtain application codes for any accessories that may require a product key prior to arrival at the customer site.
- **Supplies:** Verify that the customer has enough supplies on hand. Starter toner included.

MX-B45NT Toner  
MX-B45NV Developer  
MX-B45DM Drum

Check to see if My Sharp™ online training is set up for the end-user.



*Design and specifications are subject to change without notice. All product dimensions listed are approximate.*